

VIASURE MULTIPLEX

Respiratory Viral Panel I Real Time PCR Detection Kit

(Flu A, Flu B & RSV) + Flu Typing II (H1N1, H3N2, H5N1 & H7N9)

Pathogen and product description

Influenza virus causes the majority of viral lower respiratory tract infections. People feel some or all of these symptoms: fever or feeling feverish/chills, cough, sore throat, nasal stuffiness and discharge, myalgia, headaches and anorexia. The influenza viruses can be spread from person to person in two different ways: through the air (large droplets and aerosols from sneezing and coughing), and by direct or indirect contact.

Respiratory syncytial virus is a common contributor of respiratory infections causing bronchitis, pneumonia and chronic obstructive pulmonary infections in people of all ages. People often feel some or all of these symptoms: rhinorrhea, low-grade fever, cough, sore throat, headache and wheezing. RSV is transmitted via large nasopharyngeal secretion droplets from infected individuals, close contact, or

self-inoculation after touching contaminated surfaces.

VIASURE Respiratory Viral Panel I Real Time Detection Kit is designed for simultaneous detection of Influenza A, Influenza B and Respiratory Syncytial (RSV) viruses and subtyping of Influenza A (H1N1)pdm09, H3N2, H5N1 and H7N9 in respiratory samples from patients with signs and symptoms of respiratory viral infection.

The detection is done in one step real time RT format where the reverse transcription and the subsequent amplification of specific target occur in the same reaction well. The isolated RNA target is transcribed generating complementary DNA by reverse transcriptase which is followed by the amplification of a conserved region of the *M1* gene for Flu A and Flu B and the *N* gene for RSV, as well as the *hemagglutinin* gene for subtyping of Influenza A ((H1N1)pdm09, H3N2, H5N1 and/or H7N9).



Same thermal protocol for all our kits.
Create your own panel



Lyophilised product.
Forget about the cold chain



"Ready & Easy-to-use" kits



Long term stability.
Transport and storage at room temperature



Shelf-life: 24 months
(for all our qPCR products)



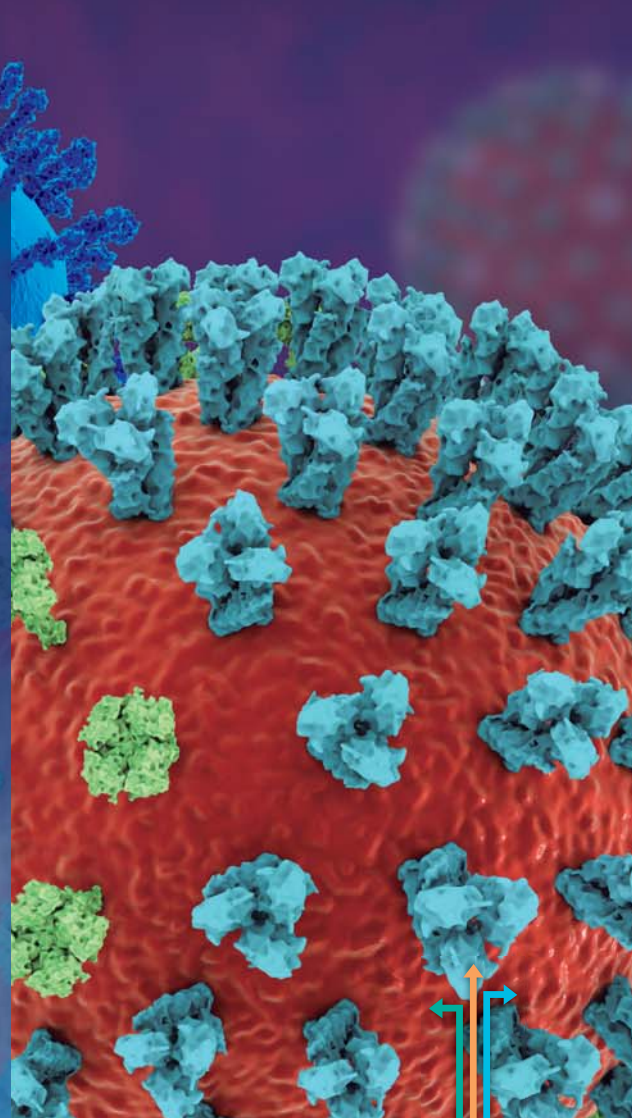
From 1 **up to 96 samples** per assay



High sensibility, specificity and reproducibility



Validated according to **ISO 13485**
and **CE marked**



Analytical sensitivity

VIASURE Respiratory Viral Panel I Real Time PCR Detection Kit has a detection limit of ≥ 50 RNA copies per reaction for H5N1 (Figure 1) and ≥ 10 RNA copies per reaction for Flu A, Flu B, RSV, (H1N1)pdm09, H3N2 and H7N9 (Figures 2, 3, 4, 5, 6 and 7).

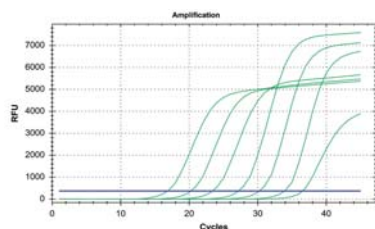


Figure 1. Dilution series of Influenza A (H5N1) (10^7 – 10^1 copies/rxn) template run on the Bio-Rad CFX96 Touch™ Real-Time PCR Detection System (Multiplex reaction mix Flu Typing II, HEX channel).

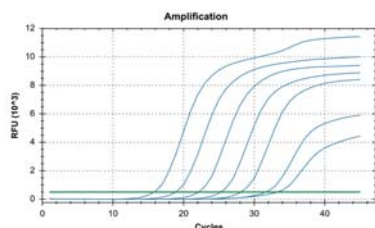


Figure 2. Dilution series of Influenza A (10^7 – 10^1 copies/rxn) template run on the Bio-Rad CFX96 Touch™ Real-Time PCR Detection System (Multiplex reaction mix Flu A, Flu B & RSV, FAM channel).

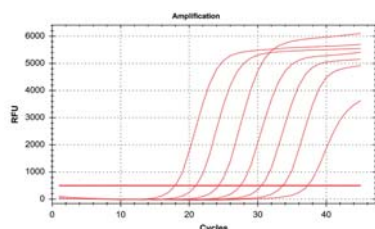


Figure 3. Dilution series of Influenza B (10^7 – 10^1 copies/rxn) template run on the Bio-Rad CFX96 Touch™ Real-Time PCR Detection System (Multiplex reaction mix Flu A, Flu B & RSV, ROX channel).

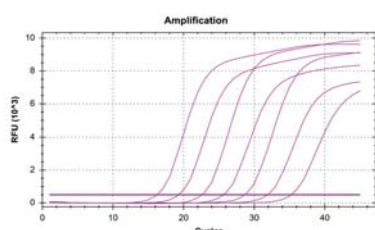


Figure 4. Dilution series of RSV (10^7 – 10^1 copies/rxn) template run on the Bio-Rad CFX96 Touch™ Real-Time PCR Detection System (Multiplex reaction mix Flu A, Flu B & RSV, Cy5 channel).

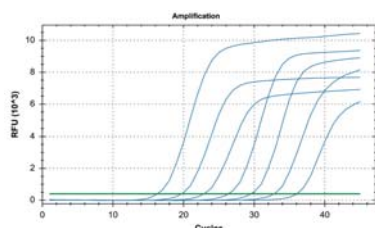


Figure 5. Dilution series of Influenza A(H1N1)pdm09 (10^7 – 10^1 copies/rxn) template run on the Bio-Rad CFX96 Touch™ Real-Time PCR Detection System (Multiplex reaction mix Flu Typing II, FAM channel).

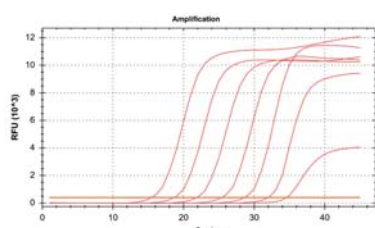


Figure 6. Dilution series of Influenza A(H3N2) (10^7 – 10^1 copies/rxn) template run on the Bio-Rad CFX96 Touch™ Real-Time PCR Detection System (Multiplex reaction mix Flu Typing II, ROX channel).

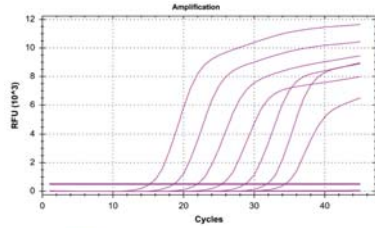


Figure 7. Dilution series of Influenza A(H7N9) (10^7 – 10^1 copies/rxn) template run on the Bio-Rad CFX96 Touch™ Real-Time PCR Detection System (Multiplex reaction mix Flu Typing II, Cy5 channel).

Components

Reference	Reagent/Material	Description	Colour	Amount
VS-ABR1SL/ VS-ABR1SH	Flu A, Flu B & RSV 8-well strips	A mix of enzymes, primers-probes, buffer, dNTPs, stabilizers and Internal control in stabilized format	White	3/6 x 8-well strip
VS-HXN1SL/ VS-HXN1SH	Flu Typing II 8-well strips	A mix of enzymes, primers-probes, buffer, dNTPs, stabilizers and Internal control in stabilized format	White	3/6 x 8-well strip
VS-RB02	Rehydration Buffer	Solution to reconstitute the stabilized product	Blue	1 vial x 1,8 mL
VS-RP01C	Respiratory Viral Panel Positive Control	Non-infectious synthetic lyophilized cDNA	Red	1 vial
VS-NC1	Negative Control	Non template control	Violet	1 vial x 1 mL
VS-H20	Water RNase/DNase free	Water RNase/DNase free	White	1 vial x 1 mL
VS-OCS	Tear-off 8-cap strips	Optical caps for sealing wells during thermal cycling	Transparent	6/12 x 8-cap strip

Kit References

Reference	Description
VS-RPA106L	VIASURE Respiratory Viral Panel I Real Time PCR Detection Kit 6 x 8-well strips, low profile
VS-RPA106H	VIASURE Respiratory Viral Panel I Real Time PCR Detection Kit 6 x 8-well strips, high profile
VS-RPA112L	VIASURE Respiratory Viral Panel I Real Time PCR Detection Kit 12 x 8-well strips, low profile
VS-RPA112H	VIASURE Respiratory Viral Panel I Real Time PCR Detection Kit 12 x 8-well strips, high profile

Work Flow

One-step rehydration of wells and add your extracted RNA/DNA

